



盈趣科技
Intretech

..... 2

..... 3

913502005750038518

2017 12 15

[2017]2334

(A) 7,500

2018 1 15

Xiamen Intretech Inc.

100

361027

457,855,600

36

3,000

		()	
1		21,318,000	71.060%
2		6,000,000	20.000%
3		300,000	1.000%
4		150,000	0.500%
5		150,000	0.500%
6		145,000	0.483%
7		140,000	0.467%
8		140,000	0.467%
9		135,000	0.450%
10		105,000	0.350%
11		100,000	0.333%
12		100,000	0.333%
13		96,000	0.320%
14		90,000	0.300%
15		75,000	0.250%
16		66,000	0.220%
17		60,000	0.200%
18		60,000	0.200%
19		58,000	0.193%
20		56,000	0.187%
21		54,000	0.180%
22		54,000	0.180%
23		48,000	0.160%
24		45,000	0.150%
25		45,000	0.150%

		()	
26		45,000	0.150%
27		45,000	0.150%
28		45,000	0.150%
29		39,000	0.130%
30		39,000	0.130%
31		39,000	0.130%
32		39,000	0.130%
33		36,000	0.120%
34		33,000	0.110%
35		30,000	0.100%
36		20,000	0.067%
		30,000,000	100.000%

3,000

2011

020067

457,855,600

A

10

6

5%

1

1

1

6



60

180

1%


30


5%

30%

50%

30%





3%

3%

10

2

20

15

9:30

3:00

3:00

7

2

30%

5

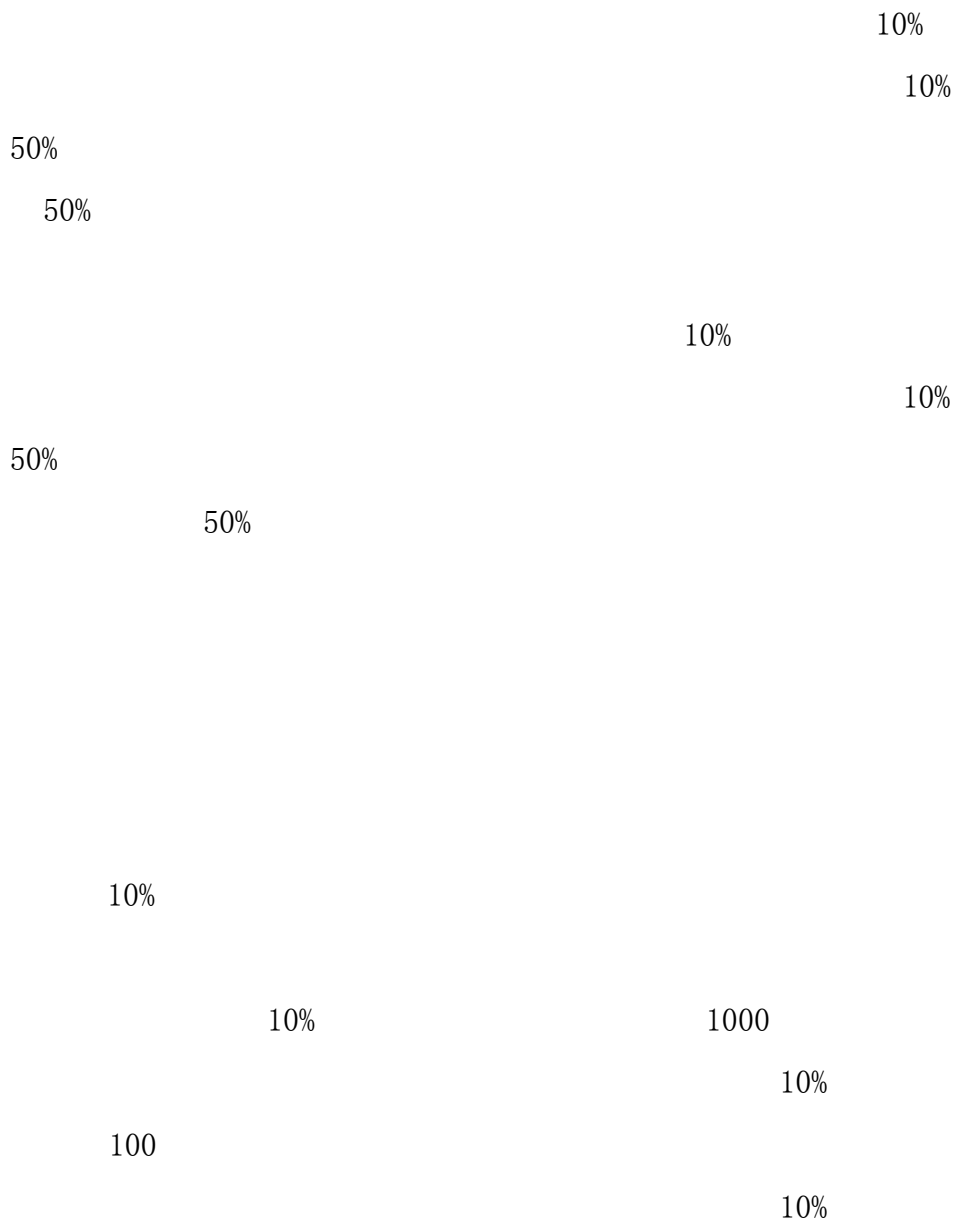
5

3

3

1%

5%



100

10% 50%

1000 5000

10% 50%

100 500

10% 50% 1000

5000

10% 50%

100 500

50%

5000

50% 500

50% 5000

50% 500

30%

30

300

0.5%

30 3000

5%

300

0.5%

3000

5%

3000

5%

12

5%

10

10

2

2

3

10

1

30

6

2


2

33

2

10

34



1

2

3

1

2

3

1

2

1

20%

2

3

1

80%

2

40%

3

20%

1

2

3

4

5

6

3%

1

2

1

2

3

1

2

3

4

5

1

5

<http://www.cninfo.com.cn>

10

30

30

45

10

30

10

30

30

45

10%

15

10

60

42

50%

50%
