



盈趣科技
Intretech

.....	2
.....	3
.....	3
.....	3
.....	5
.....	6
.....	7
.....	7
.....	10
.....	12
.....	13
.....	14
.....	17
.....	22
.....	22
.....	25
.....	31
.....	32
.....	32
.....	33
.....	35
.....	35
.....	39
.....	40
.....	40
.....	40
.....	41
.....	41
.....	41
.....	42
.....	44
.....	44

913502005750038518
2017 12 15
[2017]2334 (A) 7,500
2018 1 15

Xiamen Intretech Inc.

100 361027
458,090,000

36

3,000

		()	
1		21,318,000	71.060%
2		6,000,000	20.000%
3		300,000	1.000%
4		150,000	0.500%
5		150,000	0.500%
6		145,000	0.483%
7		140,000	0.467%
8		140,000	0.467%
9		135,000	0.450%
10		105,000	0.350%
11		100,000	0.333%
12		100,000	0.333%
13		96,000	0.320%
14		90,000	0.300%
15		75,000	0.250%
16		66,000	0.220%
17		60,000	0.200%
18		60,000	0.200%
19		58,000	0.193%
20		56,000	0.187%
21		54,000	0.180%
22		54,000	0.180%
23		48,000	0.160%
24		45,000	0.150%
25		45,000	0.150%

		()	
26		45,000	0.150%
27		45,000	0.150%
28		45,000	0.150%
29		39,000	0.130%
30		39,000	0.130%
31		39,000	0.130%
32		39,000	0.130%
33		36,000	0.120%
34		33,000	0.110%
35		30,000	0.100%
36		20,000	0.067%
		30,000,000	100.000%


3,000

2011

020067

458,090,000

A



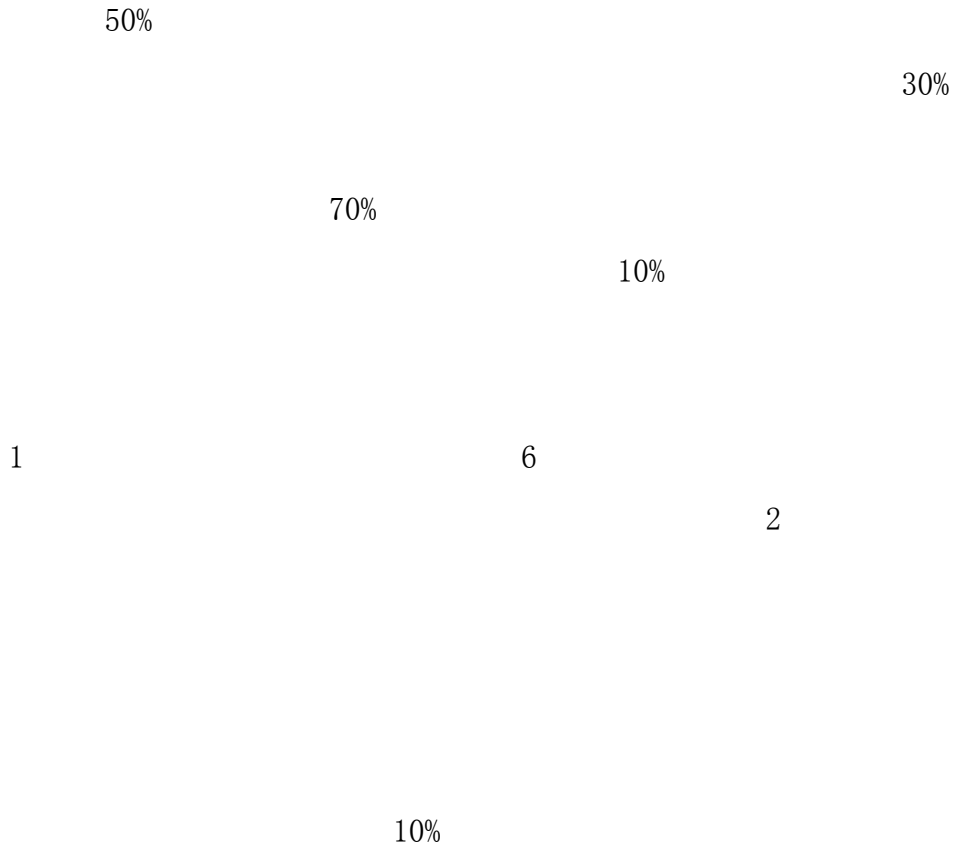
180

1%

30

5%

30%



10

5

10

5

10

10%

10

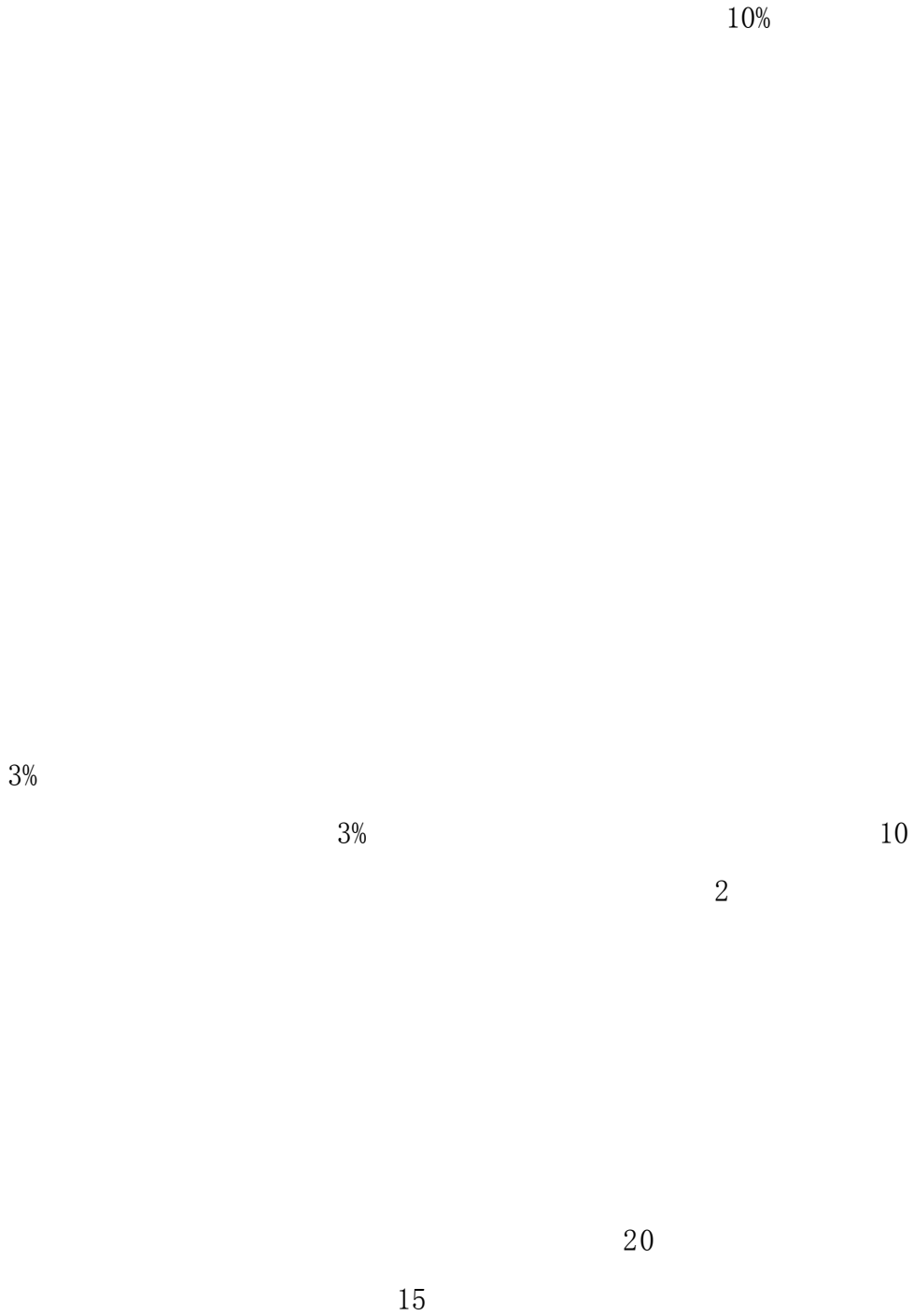
5

10

10%

90

10%



9:30

3:00


3:00

7

2

30%





50%

5000

50%

50%

50%

50%

500

5000

500

30%

30

300

0.5%

30

3000

5%

300

0.5%

3000

5%

3000

5%

12

5%

10

10

2

29

2

3

10

30

1

6
2
2
2

10

4

6

2

3

9

1

10%

50%

35

1

20%

2

3

1

80%

2

40%

3

20%

1

2

3

4

5

6

3%

1

2

1

2

3

1

2

3

4

5

1

5

3

<http://www.cninfo.com.cn>

10

30

30

45

41

10

30

10

30

30

45

10%

50%

50%

